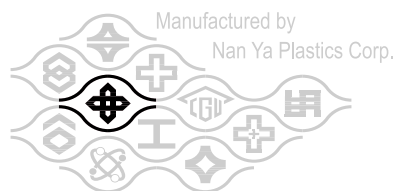




Richersons
Enterprise Limited



DESIGNER ARCH

FIBERGLASS DOORS

2019
Ontario





FIBERGLASS

DOORS

Nan Ya fiberglass doors and composite mouldings combine modern technology with functionality and style. Nan Ya Plastics Corporation is the largest company in the Formosa Plastics Group, a world leader in plastics innovation and manufacturing. Since 2005, Nan Ya has revolutionized the door industry worldwide with water resistant technology, composite door frame components, and the development of the highest quality fiberglass doors available today.

National distribution in Canada is provided by Richersons Enterprises in Langley, BC; and Richmond Hill, ON and Madero Distribution, with centers in Calgary, AB; Saskatoon, SK; Winnipeg, MB. Combined space of over 180,000 sq. ft. coast to coast allows us to provide the largest assortment of in-stock products, partnered with exceptional service to meet the needs of Canadian door manufacturers.

TABLE OF CONTENTS

Built for the Canadian Climate	4
Textured Fiberglass	
Modern Teak	6
Mahogany Woodgrain	8
Flush Glazed Open & Beaded	
Full Lite.....	10
Neulite (Square Beading) Open & Beaded	12
Three Quarter Lite & Half Lite	16
Narrow Lite, 4 Lite & 5 Lite.....	18
Designer Arch	
Woodgrain.....	20
Smooth White	22
Craftsman Collection	24
Composite Jambs & Accessories	26
Slabs	
Features	28
Designer Arch	30
Open & Beaded	31
Craftsman, Modern Teak & Rustic Mahogany	32
20-Minute Fire Rated & 8' Fiberglass	33







BUILT FOR THE

CANADIAN CLIMATE

Unsurpassed vertical integration and ISO 9001 / ISO 14000 monitored manufacturing processes help support the R&D team.

- **High impact** compression moulded fiberglass skins are “weatherproof” and will not delaminate, corrode, mold or mildew. Nan Ya fiberglass doors also do not dent, rust, warp, crack, split, splinter, or rot and are very easy to keep clean.
- **Waterproof composite stiles** and rails are sealed and beautifully finished to protect all edges of the door from moisture penetration which could harm the inner insulation. The composite material will not delaminate or splinter and boasts twice the screw-holding capacity of typical wood-edge doors. The top and bottom rails are also composite components that prevent water seepage, are easy to trim and pre-machined to accommodate the bottom weather sweep. This patented innovation protects every Designer Arch fiberglass door from moisture infiltration.
- **Full length lock block** and more internal structure than any door of its kind in North America. This structural reinforcement also ensures added security against forced entry and provides incomparable stability.
- **Guaranteed.** Nan Ya backs every door with a 25 year limited manufacturer's warranty. Not only do they stand behind any manufacturing defects, they also warrant against ‘thermal bow’.





MODERN TEAK

TEXTURED FIBERGLASS

Long praised for its natural beauty and endurance to the elements, teak has become one of the most valued wood species on the planet. This modern fiberglass teak design is perfect for contemporary or traditional design.

Though the teak series is beautiful with any hardware combination, European styling is achieved when paired with an architectural door pull and deadbolt combination. *See page opposite.*

When ordered, these slabs arrive as a light almond colour to accept paint or gel stain.



TG71





MAHOGANY WOODGRAIN

TEXTURED FIBERGLASS



RG21



RG22



RG26
8'0 Height

RUSTIC MAHOGANY

The mahogany woodgrain series emulates the beauty of natural hardwood. Perfect for Tuscan or Spanish inspired architectural style, providing maximum privacy with no glass requirement. Stain or paint the fiberglass doors to achieve an individualized look.





OPEN & BEADED

Open & beaded fiberglass slabs feature sleek lines, providing the perception of a more enhanced viewing area. Smooth white or oak woodgrain slabs are consistent from door edge to glass, incorporating the glass directly into the door and creating a clean, uninterrupted look.

The slab is manufactured as a one piece open and beaded mould with removable glass stops and an opening to accept a glass insert that can be interchanged in an event of glass failure or a change of home owner's taste. The flush glazing keeps the unit water and weather resistant for years to come.



Integrated Flush Glazed
Glass Frame




Traditional Profile Frame

FULL LITE



Smooth White
SG12



**Oak Woodgrain
Textured**
WG12

**Sidelite options available. Refer to p. 31.*





NEULITE OPEN & BEADED

With simple and aesthetically clean glass beadings, Neulite Open & Beaded doors are designed to complement today's contemporary home decors. The shaker-style beadings allow for a 1" standard glass thickness and all standard size glass inserts, whether it be decorative, privacy, textured or completely clear. This collection is so versatile that it can be used as an elegant front entrance or an escape to a backyard garden oasis.

Hydroshield Protection

Crafted with Hydroshield Technology, every Richersons Open & Beaded door contains the best combination of performance, durability, security and appearance.

Richersons Open & Beaded doors are precision engineered to provide protection against water infiltration. The specially engineered composite material will never absorb water, eliminating the problems commonly associated with wood and metal doors.

Simulated Divided Lites (SDL)

Simulated divided lites give you the classic look and feel of a true divided lite door. 100% composite SDL bars are fixed directly to the glass and can be ordered with or without grilles between the glass. 1-1/4" and 3-1/2" SDL bars are available for the 1" glaze option in smooth finishes to match the door's finish.



Neulite SG10



1-1/4" grid



Neulite SG10



3-1/2" grid










THREE QUARTER LITE



Smooth White

SG27



**Oak Woodgrain
Textured**

WG27

HALF LITE

Single piece snap on doorlite frame



Smooth White

SG23




**Oak Woodgrain
Textured**

WG23

**Sidelite options available. Refer to p. 31.*





NARROW LITE



Smooth White
SGNL



**Oak Woodgrain
Textured**
WGNL




4 LITE


Single piece snap on doorlite
frame

Smooth White
SG4L

5 LITE



Smooth White
SG5L (8'0 Height)



**Oak Woodgrain
Textured**
WG5L (8'0 Height)

**Sidelite options available. Refer to p. 31.*

DESIGNER ARCH

WOODGRAIN

OAK SERIES

The strength of fiberglass with the beauty and warmth of wood and the highest standard of performance. Stain or paint these fiberglass doors to achieve your individual look.



WG25



WG66



WG91



WG49



WG68



WG46



WG34



WG00



WG81



WGFO

**Sidelite options available. Refer to p. 30.*





DESIGNER ARCH

SMOOTH
WHITE

The Designer Arch smooth white fiberglass door combines pre-pigmented door skins with composite stiles and rails, leaving no exposed wood. The maintenance-free door requires no painting and carries a 25 year limited manufacturer's warranty.



SG68



SG20



SG00



SG25



SG66



SG49



SG46

**Sidelite options available. Refer to p. 30.*

DESIGNER ARCH CRAFTSMAN

WITH FACTORY INSTALLED GLASS

Metropolis



Clear



Factory Installed Glass

These Craftsman doors include a custom factory glazed glass insert.



Metropolis (White / Fir)

Optional Accessories

Optional door accessories include a four block dentil shelf, and three or six lite SDL kits—sold separately.



6 Lite Simulated Divided Lite (SDL) Kit



3 Lite Simulated Divided Lite (SDL) Kit



2 Lite Sidelite Simulated Divided Lite (SDL) Kit



DESIGNER ARCH

CRAFTSMAN

WITH SNAP-IN DOORLITE FRAME

Fir Grain



FG4H

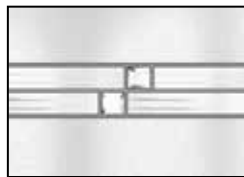
Smooth White



SG4H

Glass Options

These Craftsman doors include an opening to accept a glass insert which can be interchanged. It features a one-piece snap on plugless flush glazed frame. Glass size is 22" x 16" x 1" thick. Below are a few glass design options available from a local glass supplier.




Tendance




Gabriella




Alta



Cordoba



Valenzia



Sandblasted Frosty Glass



Tia



Clear

COMPOSITE

JAMBS & ACCESSORIES

Maintenance-free smooth white or woodgrain composite offers all the strength and convenience of wood with enhanced properties, providing a moisture and damage resistant product suited for the Canadian climate.

Though machined with the same process as traditional wood door frames, solid composite provides twice the holding power of wood. While similar door frames may crack or bow under the intense cycle of the Canadian climate, Nan Ya's composite door frames have proven to stand proud against the test of time.


Research shows that in most forced entry situations, door system failure lies within the frame, not the door slab. Our composite frame will not splinter or crack, providing a virtually indestructible product and reducing forced entry concerns.

Nan Ya's premium composite frames – an innovative alternative to traditional wood frame construction.

- Textured woodgrain or pre-pigmented smooth white frame components are a blend of PVC and wood fiber composite substrate.
- Solid composite provides twice the holding power of wood.
- Will not discolour, absorb moisture, splinter, or rot.
- Textured woodgrain composite components have a realistic rich appearance requiring paint or stain.
- Jamb can be painted or stained to your requirements.



STRENGTH
DURABILITY
SAFETY
COMPATIBILITY



FIBERGLASS

DOOR SLABS

Specifically designed to withstand the harsh Canadian climate.



Exceptional Security

Our full length steel reinforced wood lock block offers exceptional security while allowing a range of hardware mounting options.

Energy Efficiency

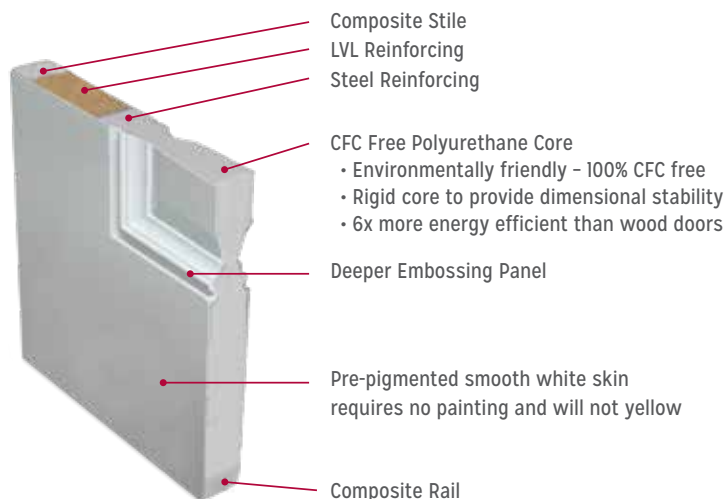
Filled with an insulating core of 100% CFC-free polyurethane foam, providing an excellent R rating, while bonding the two door skins together.

Performance

Rigid structure prevents bowing and warping in extreme temperatures. The fiberglass skins are resistant to dents, dings, splintering, and corrosion.

Completely Waterproof

Our full length composite stiles and rails provide complete waterproofing for the door's insulation. These stiles will not splinter like wood or delaminate like steel.



Composite Stile

LVL Reinforcing

Steel Reinforcing

CFC Free Polyurethane Core

- Environmentally friendly - 100% CFC free

- Rigid core to provide dimensional stability

- 6x more energy efficient than wood doors

Deeper Embossing Panel

Pre-pigmented smooth white skin
requires no painting and will not yellow

Composite Rail

25 Limited
Manufacturer's
YEAR Warranty



Smooth white pre-pigmented fiberglass doors have a warm

white finish to match the composite frame and require no painting. The doors will accept an array of paint colours to match the decor of your home.

composite frame and require no painting. The doors will accept an array of paint colours to match the decor of your home.


composite frame and require no painting. The doors will accept an array of paint colours to match the decor of your home.

Woodgrain textured fiberglass doors have a realistic rich

appearance requiring paint or stain.

appearance requiring paint or stain.

Smooth White Options:




Smooth
Skin




White Oak

Textured Woodgrain Options:



Rustic
Mahogany



Teak



Oak

STANDARD PANEL DESIGNS



Traditional Profile Detail



Traditional Profile Insert

A fiberglass slab is cut out in manufacturing to accept a traditional screw in glass insert.

OPEN & BEADED DESIGNS



Standard View



Flush Glazed Detail



Full View

Flush Glazed Designs

1/2, 3/4, Narrow & Full Lite

Open and beaded fiberglass doors are designed to incorporate glass directly into the slab providing sleek lines to give the perception of a more enhanced viewing area. The pre-pigmented smooth white or oak woodgrain slab is consistent from door edge to glass. This product line can also be manufactured with glass installed during the assembly process.


Full View

In addition to the features of the Standard Full Lite View, this option provides an additional 1 1/4" in width and 3" in height – an increase of 20% to your viewing area.


stainkit

Old Masters® Stain Kit is perfectly suited to give your fiberglass door a beautiful finish.


Stain comes in six colour options, and can be used on frames and sidelites as well as your door for a professional finish. Comes complete with detailed instructions and clean-up materials.



Special Walnut




Vintage Burgandy



Dark Walnut



Red Mahogany










Provincial













Early American










Smooth White Slabs

	Flush SG00	4 Panel Flush Top SG46	6 Panel SG68	4 Panel 3/4 Lite SG49	2 Panel 3/4 Lite SG25	6 Panel 1/4 Lite SG66	2 Panel 1/2 Lite SG20
							
41 3/4" x 79"	•	N/A	N/A	N/A	N/A	N/A	N/A
35 3/4" x 79"	•	•	•	•	•	•	•
33 3/4" x 79"	•	•	•	•	•	•	•
31 3/4" x 79"	•	•	•	•	•	N/A	•
29 3/4" x 79"	•	N/A	N/A	N/A	N/A	N/A	N/A

Textured Oak Woodgrain Slabs












	Flush WG00	4 Panel Flush Top WG46	6 Panel WG68	3/4 Oval WG34	4 Panel 3/4 Lite WG49	2 Panel 3/4 Lite WG25	6 Panel 1/4 Lite WG66	9 Panel WG91	Parliament WG81	Full Planks WGF0
										
41 3/4" x 79"	•	N/A	N/A	N/A	N/A	N/A	N/A	N/A	N/A	N/A
35 3/4" x 79"	•	•	•	•	•	•	•	•	•	•
33 3/4" x 79"	•	•	•	•	•	•	•	N/A	N/A	N/A
31 3/4" x 79"	•	•	•	•	•	•	N/A	N/A	N/A	N/A
29 3/4" x 79"	•	N/A	N/A	N/A	N/A	N/A	N/A	N/A	N/A	N/A

Sidelites (Matching slabs are listed)

	Flush SS00	4 Panel 6 Panel SS46	3/4 Lite SS49		Flush WS00	4 Panel 6 Panel WS68	3/4 Oval WS34	3/4 Lite WS49
								
Smooth White								
13 3/4" x 79"	•	•	•		•	•	•	•
11 3/4" x 79"	•	•	•		•	•	•	•
				Textured Woodgrain				
13 3/4" x 79"	•	•	•		•	•	•	•
11 3/4" x 79"	•	•	•		•	•	•	•

Designer Smooth White

Designer Oak


	One Lite SG12	3/4 Lite SG27	1/2 Lite SG23	4 Lite SG4L	5 Lite SG5L	Narrow Lite SGNL	One Lite WG12	3/4 Lite WG27	1/2 Lite WG23	5 Lite WG5L	Narrow Lite WGNL
											
35 3/4" x 79"	•	•	•	•	N/A	•	•	•	•	N/A	•
33 3/4" x 79"	•	•	•	•	N/A	•	•	•	•	N/A	•
31 3/4" x 79"	•	•	•	•	N/A	•	•	•	•	N/A	•
29 3/4" x 79"	•	N/A	N/A	N/A	N/A	N/A	•	N/A	N/A	N/A	N/A
41 3/4" x 95"	•	N/A	N/A	N/A	•	•	•	N/A	N/A	•	•
35 3/4" x 95"	•	N/A	N/A	N/A	•	•	•	N/A	N/A	•	•
33 3/4" x 95"	•	N/A	N/A	N/A	N/A	N/A	•	N/A	N/A	N/A	N/A
31 3/4" x 95"	•	N/A	N/A	N/A	N/A	N/A	•	N/A	N/A	N/A	N/A

Full Lite Smooth White & Oak Textured



Door size	3/0 (35 3/4" x 79") SG1230, WG1230	2/10 (33 3/4" x 79") SG12210, WG12210	2/8 (31 3/4" x 79") SG1228, WG1228	2/6 (29 3/4" x 79") SG1226, WG1226
Large spec (Custom)	27 5/16" x 67"	25 5/16" x 67"	23 5/16" x 67"	21 5/16" x 67"
Standard spec	22" x 64"	22" x 64"	22" x 64"	20" x 64"

4 Lite & 5 Lite 4 Lite in Smooth White only



Door size	3/0 (35 3/4" x 79") SG4L30	2/10 (33 3/4" x 79") SG4L210	2/8 (31 3/4" x 79") SG4L28	3/0 (35 3/4" x 95") SG5L & WG5L	3/6 (41 3/4" x 95") SG5L & WG5L
Standard spec	22.95" x 4.8"	22.95" x 4.8"	22.95" x 4.8"	24" x 11.5"	30" x 11.5"

3/4 Lite Smooth White & Oak Textured



Door size	3/0 (35 3/4" x 79") SG2730, WG2730	2/10 (33 3/4" x 79") SG27210, WG27210	2/8 (31 3/4" x 79") SG2728, WG2728
Standard spec	22" x 48"	22" x 48"	22" x 48"

Narrow Lite Smooth White & Oak Textured




Door size	3/0 (35 3/4" x 79") SGNL30, WGNL30	2/10 (33 3/4" x 79") SGNL210, WGNL210	2/8 (31 3/4" x 79") SGNL28, WGNL28
Standard spec	8" x 64"	8" x 64"	8" x 64"

Half Lite Smooth White & Oak Textured



Door size	3/0 (35 3/4" x 79") SG2330, WG2330	2/10 (33 3/4" x 79") SG23210, WG23210	2/8 (31 3/4" x 79") SG2328, WG2328
Standard spec	22" x 36"	22" x 36"	22" x 36"

INSULATED GLASS









Dual Insulated Glass Tripane Insulated Glass

Sidelites (Matching slabs are listed)

	Large Glass SS12L	Standard Glass SS12	1/2 Lite SS23	3/4 Lite SS27	Large Glass WS12L	Standard Glass WS12	1/2 Lite WS23	3/4 Lite WS27
13 3/4" x 95"	N/A	•	N/A	N/A	N/A	•	N/A	N/A
13 3/4" x 79"	•	•	•	•	•	•	•	•

CRAFTSMAN COLLECTION

Craftsman
COLLECTION

	With Factory Installed Glass				Snap-In Doorlite Frame	
	SG39	SS39	FG39	FS39	SG4H	FG4H
						
35 3/4" x 79"	•	N/A	•	N/A	•	•
33 3/4" x 79"	N/A	N/A	N/A	N/A	•	•
31 3/4" x 79"	N/A	N/A	N/A	N/A	•	•
13 3/4" x 79"	N/A	•	N/A	•	N/A	N/A

MODERN TEAK



TG71

41 3/4" x 84"	•
35 3/4" x 84"	•
33 3/4" x 84"	•
31 3/4" x 84"	•
41 3/4" x 79"	•
35 3/4" x 79"	•
33 3/4" x 79"	•
31 3/4" x 79"	•

RUSTIC MAHAGONY



1 Panel Plank
RG21



2 Panel Plank
Camber Top
RG22



1 Panel
Sidelite
MS35








2 Panel Plank
Camber Top
RG26

35 3/4" x 79"	•	•	N/A	N/A
13 3/4" x 79"	N/A	N/A	•	N/A
35 3/4" x 95"	N/A	N/A	N/A	•







* Sizes mentioned are part of our stocking program. Other sizing & SKU's are available through special order.

8' FIBERGLASS

Smooth White Slabs

	Flush SG01	Narrow Lite SGNL	One Lite SG18	Flush SS01	Standard Glass SS18
					
41 3/4" x 95"	•	•	N/A	N/A	N/A
35 3/4" x 95"	•	•	•	N/A	N/A
33 3/4" x 95"	•	N/A	•	N/A	N/A
31 3/4" x 95"	•	N/A	•	N/A	N/A
29 3/4" x 95"	•	N/A	•	N/A	N/A
13 3/4" x 95"	N/A	N/A	N/A	•	•

Textured Woodgrain Slabs

	Flush WG01	Narrow Lite WGNL	One Lite WG18	3 Panel WG37	Flush WS01	Standard Glass WS18
						
41 3/4" x 95"	•	•	N/A	N/A	N/A	N/A
35 3/4" x 95"	•	•	•	•	N/A	N/A
33 3/4" x 95"	•	N/A	•	•	N/A	N/A
31 3/4" x 95"	•	N/A	•	•	N/A	N/A
29 3/4" x 95"	•	N/A	•	N/A	N/A	N/A
13 3/4" x 95"	N/A	N/A	N/A	N/A	•	•

* Sizes mentioned are part of our stocking program. Other sizing & SKU's are available through special order.





LANGLEY

Richersons Distribution

www.richersonsdoors.com

T 1.604.882.1080

F 1.604.882.1086

CALGARY

Madero Distribution

www.madero.ca

T 1.866.664.7664

F 1.403.204.7665

SASKATOON

Madero Distribution

www.madero.ca

T 1.800.667.6977

F 1.306.934.7644

WINNIPEG

Madero Distribution

www.madero.ca

T 1.855.706.0200

F 1.204.594.0201

TORONTO

Richersons Distribution

www.richersonsdoors.com

T 1.905.731.5627

F 1.905.731.5626